

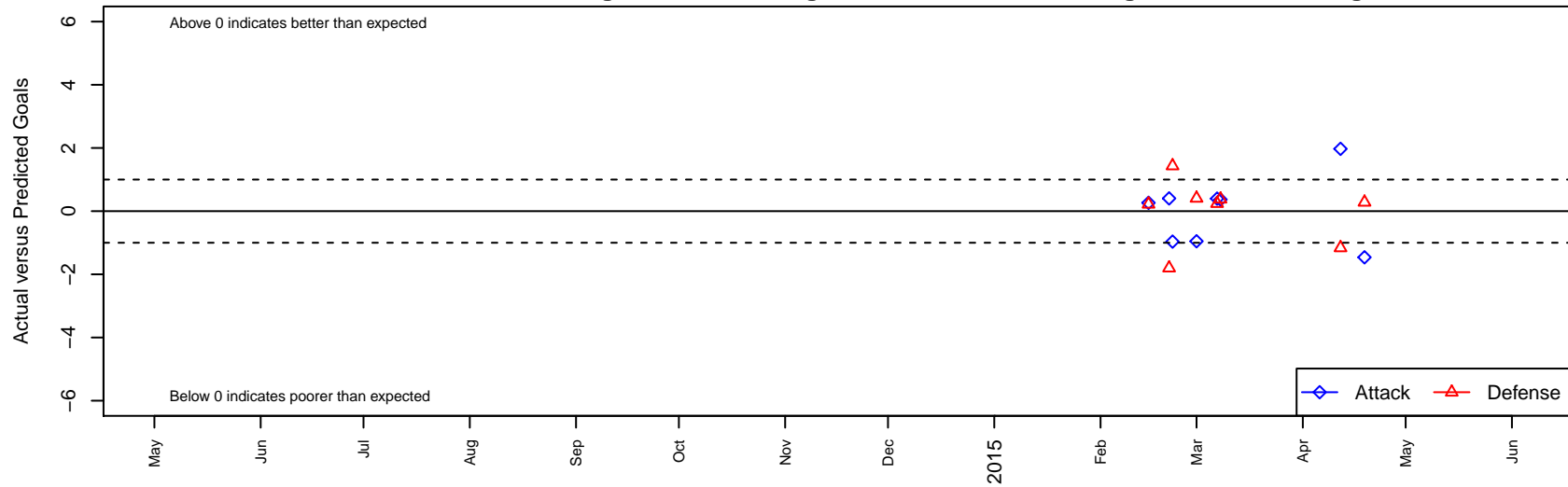
XUnk David Douglas G03

, OR
G03 total strength=372
attack=0.26 defense=0.19
spr league = Spr OYS G03 Div 2

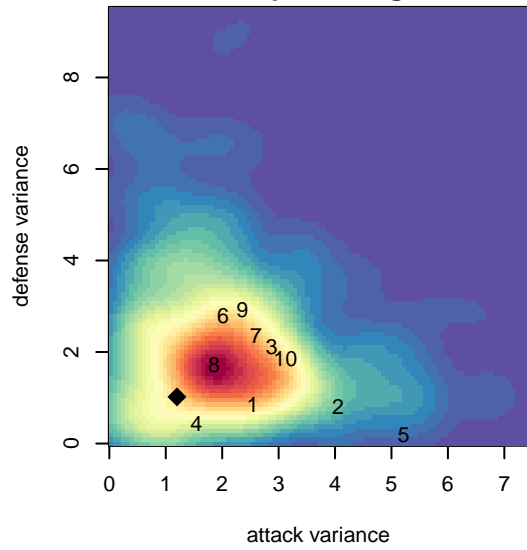
alt names used:
David Douglas U11G

Venues played:
2014 Spr OYS G03 Division 2

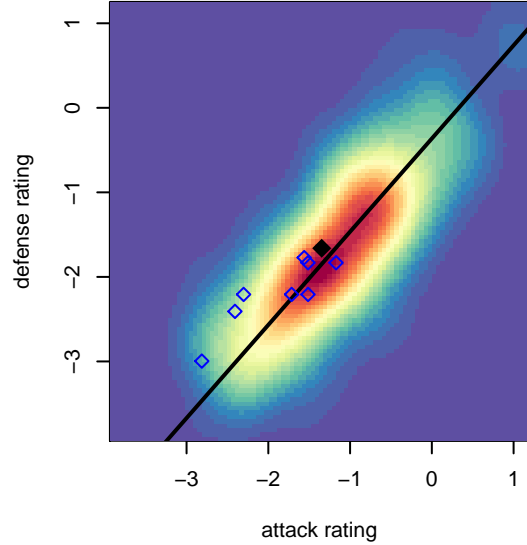
XUnk David Douglas G03
Dots are actual minus expected GF (blue circles) and GA (red triangles).
Blue line is smoothed change in attack strength. Red is smoothed change in defense strength.



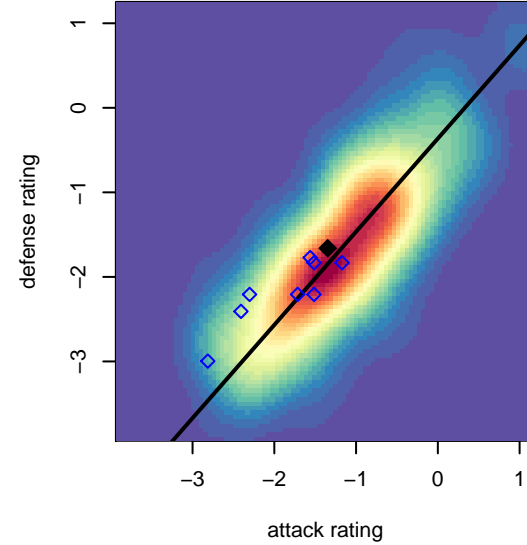
**attack and defense variance (black dot)
relative to other teams
and top 10 in region**



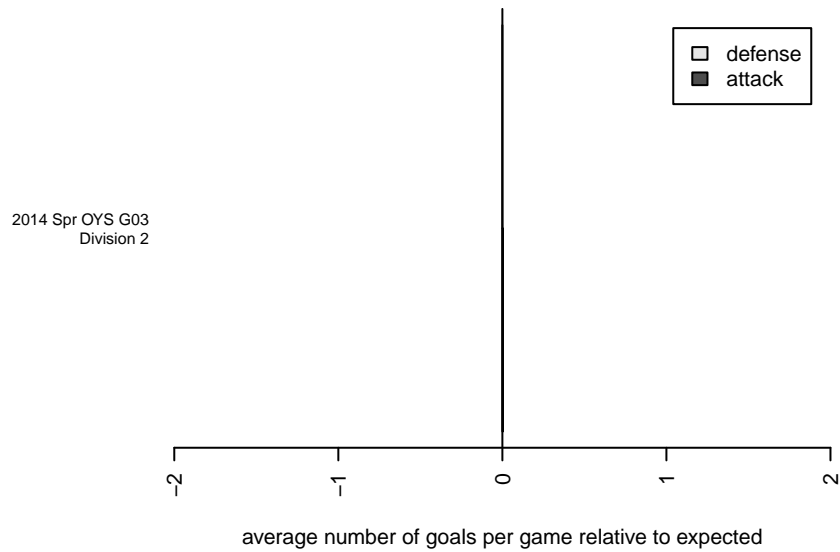
**attack and defense rating
relative to others at age
and all opponents in last 13 months**



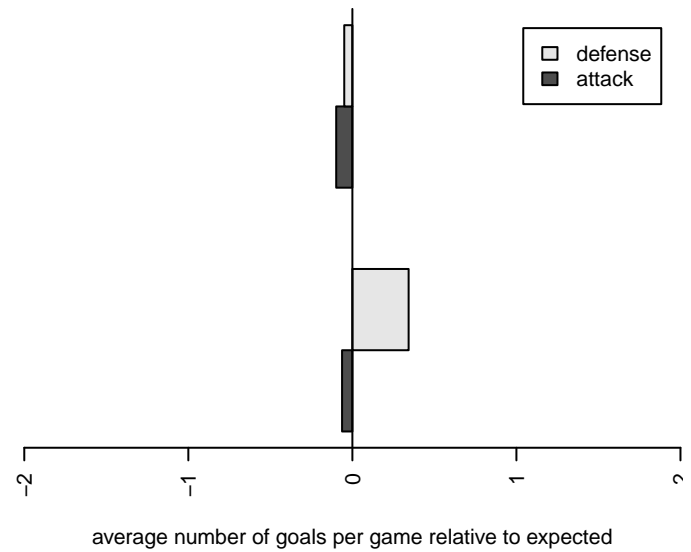
**attack and defense rating
relative to others at age
and all opponents in last 13 months**



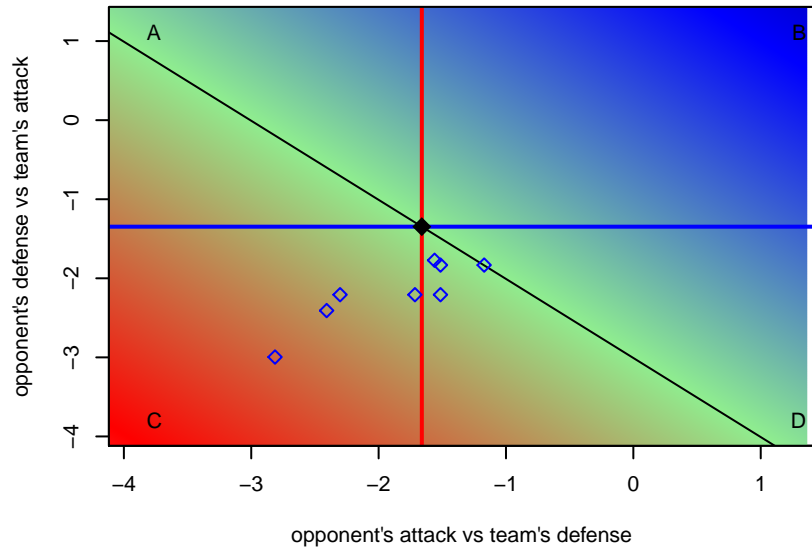
Performance relative to 13 month average



Performance relative to 13 month average



Distribution of opponents
 Red = Lose zone, Blue = Win zone, Green = Even
 Black line separates win/lose zones



lot. A=Neither has attack advantage, B=Opponent has both attack and defense advantage, C=Opponent has both attack and defense disadvantage, D=Both have

date	home		away		venue	pred.home	pred.away
2015-04-19	XUnk David Douglas G03	4	BSC Portland Vapor G03	0	2014 Spr OYS G03 Division 2	5.46	0.28
2015-04-12	XUnk David Douglas G03	4	PYSA HLSC Rockstars G03	2	2014 Spr OYS G03 Division 2	2.03	0.84
2015-03-08	XUnk David Douglas G03	3	PCU White G03	0	2014 Spr OYS G03 Division 2	2.63	0.38
2015-03-07	Westside Timbers Mundial TS G03	1	XUnk David Douglas G03	2	2014 Spr OYS G03 Division 2	1.24	1.60
2015-03-01	XUnk David Douglas G03	2	FC Columbia County G03	0	2014 Spr OYS G03 Division 2	2.95	0.41
2015-02-22	Eastside Timbers Black G03	0	XUnk David Douglas G03	1	2014 Spr OYS G03 Division 2	1.43	1.96
2015-02-21	Washington Timbers Burgundy G03	3	XUnk David Douglas G03	2	2014 Spr OYS G03 Division 2	1.20	1.60
2015-02-15	NEU PDX Silver G03	1	XUnk David Douglas G03	2	2014 Spr OYS G03 Division 2	1.22	1.74